






SA- MA (P.D)	1/4"	DM 2,8 mm	230 v.	Cod. 110.19
SA- MA (P.D)	1/4"	DM 3 mm	230 v.	Cod. 110.20
SA- MA (P.D)	1/4"	DM 4 mm	230 v.	Cod. 110.39
SA- MA (P.D)	1/4"	DM 5,5 mm	230 v.	Cod. 110.37



 <b>EPDM</b>	CEME (P.D) 1/4" DM 2.8 mm	230 v	Cod. 110.10
		24 v	Cod. 110.40
 <b>TEFLON</b>	CEME (P.D) 1/4" DM 4 mm	230 v	Cod. 110.09
		24 v	Cod. 110.41
	CEME (P.D) 1/4" DM 2.8 mm	230 v	Cod. 110.46
		24 v	Cod. 110.47
	CEME (P.D) 1/4" DM 4 mm	230 v	Cod. 110.48
		24 v	Cod. 110.49



CEME (P.D) 1/2" DM 8 mm	220 v	Cod. 110.12
	24 v	Cod. 110.42

SPECIFICARE SEMPRE  
SPECIFY ALWAYS  
SPECIFIER TOUJOUR

60 Hz 50 Hz

VALVOLA VAPORE PNEUMATICA  
STEAM VALVE PNEUMATIC  
VANNE PNEUMATIQUE VAPEUR

Cod. 127.03

**ROVEL**



1/2"

Teflon