


SA- MA DM. 2,8 mm **EPDM** 230 v
Cod. 110.04

Mod. 150r




EPDM **CEME** Cod. 110.05

Mod. 9922 DM. 2,8 mm

**TEFLO
NI** **CEME** Cod. 110.14

230 v




Mod. 9934

230 v

CEME DM. 2,8 mm **EPDM** Cod. 110.11


ELLETTROVALVOLE ACQUA – WATER VALVES - ELECTROV. D'EAU



ELETTROV. ACQUA
+FILTRO
WATER Solen.Valve
+FILTER
ELECTROV. EAU + FILTRE

Cod. 110.06

3/8"



3/4"

CEME mod. 8415 x VASCHE Condense
x Condensate TANK
x BAC Condensat

Cod. 110.13